

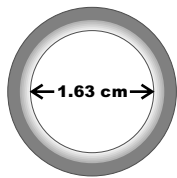
concrete ring size chart

design by 22designstudio, tw

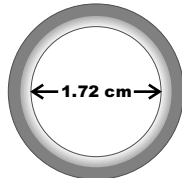
-please print this file at 100%, 300dpi.

-The numbers labeled below represent the inside diameter of each ring.

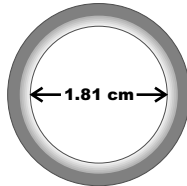
size_1



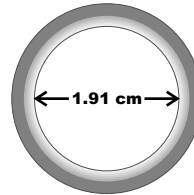
size_2



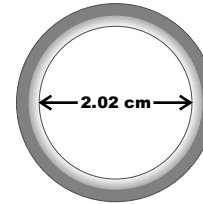
size_3



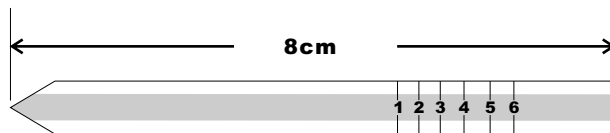
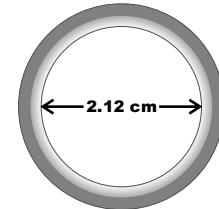
size_4



size_5



size_6



Paper Sizer

1. Make sure that the Paper Sizer on the left is 8 cm long and cut out the Paper Sizer carefully.
2. Wrap it around your finger **tightly** (very important!!) with the numbers facing out.
3. Find out your ring size by checking the number indicated on the Paper Sizer.